



LIFESTONE
QUARTZ SURFACE



easylife
kitchens



LIFESTONE
QUARTZ SURFACE

Care & Maintenance FAQ

How durable is LifeStone?

LifeStone is resistant to cracks, scratches and stains. However, like most materials, excessive force and/or pressure can damage the surface.

LifeStone is resistant to most stains caused by fruit juices, liquid food colouring, coffee, tea, wine, grapes and soft drinks.

LifeStone's non-porous nature provides maximum resistance to staining and fully eliminates the need for any sealing. The non-porous quality of the surface also greatly reduces the potential for bacterial growth.

How should I remove stubborn or dried spills?

Use a soft, damp cloth with warm water and soap. If needed, apply common, non-abrasive, household cleaners such as Chemico, or Soft Cleanser Cream directly onto a damp cloth or sponge and wipe the surface, rinsing thoroughly after cleaning. To avoid dulling the surface's shine, make sure to use a non-abrasive cleaner, and rinse off any cleaner with water. To remove adhered material such as food, gum, or nail polish, first scrape away the excess material with a plastic putty knife and then clean the surface with a damp cloth to remove any residual marks and dirt.

Do I need to apply a sealer to LifeStone?

With the exception of LifeStone Sugar C, your counter tops won't need to be re-sealed. Sugar C needs to be sealed with a nano effect sealant & we recommend doing this once a year to keep the pure white, glossy finish.

Can I cut on my LifeStone countertop?

LifeStone surfaces are highly scratch resistant; however, avoid using sharp objects such as sharp knives or screwdrivers directly on the surface. The use of a cutting board is always recommended.

How do I maintain LifeStone's natural beauty?

Due to its high density and non-porous qualities, normal cleaning with a damp cloth and mild detergent will keep your LifeStone surface looking like the first day it was installed. To avoid dulling the surface's shine, make sure to use a non-abrasive cleaner, and thoroughly rinse off with water after use. We recommend a thorough cleaning of your LifeStone surface on a regular basis.

How does LifeStone withstand heat?

LifeStone is structurally more heat resistant than other stones, including granite. However, any stone material can potentially be damaged by sudden and rapid temperature changes, especially near the edges. Therefore, using inexpensive and readily available hot pads or trivets is always recommended, especially when using cooking units such as electric frying pans, crock pots, or roaster ovens. We do not advise putting hot cookware directly on the LifeStone surface.

Are there any chemicals or cleaners to avoid using on LifeStone Worktops?

We recommend using cleaning products between pH 5-8. Avoid exposing LifeStone to chemicals with pH levels outside this range, such as oven grill cleaners, floor strippers, toilet bowl cleaners, oil soaps, tarnish removers, furniture cleaners, drain products, Domestos, etc. Should your surface accidentally be exposed to any potentially damaging products, rinse immediately with water to neutralize the effect.

Is caring for my LifeStone surface really this easy?

LifeStone's care-free maintenance and everlasting benefits and performance allow more time for the things that matter most to you. Whether you selected LifeStone to be your surface of choice for food preparation or simply to beautify your home, you can enjoy peace of mind knowing that LifeStone is completely worry and care-free.

Does LifeStone offer a warranty?

Yes, LifeStone offers a 15 year Warranty for all residential purchases.

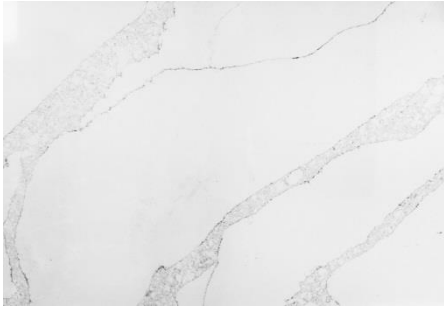
A copy of our Terms and Conditions is available on request.

Can LifeStone be used outdoors?


While some customers have opted to install LifeStone in outdoor applications, this use is not covered by our life time Warranty. LifeStone has not been tested in prolonged UV ray exposure settings.



LifeStone Colour Palette



LifeStone Calacatta – LS1393



Pepper White – LS1009




Cotton – LS1308



Alto Cloud – LS3038




LifeStone Travertine – LS2300



White Speckle – LS1404



Risotto C – LS1041



Lightning White – LS1389



Sugar C – LS1003



Cement – LS3026



Tar – LS3098

Actual products may vary from samples shown



LifeStone Product Information

LifeStone NAME:	Category	Slab Sizes	m2 / slab
Sago C		DISCONTINUED	
Meringue		DISCONTINUED	
Risotto C	1	3.2 x 1.8	5.76
Grey Star		DISCONTINUED	
Pepper White	2	3.2 x 1.8	5.76
White Speckle	2	3.2 x 1.8	5.76
Cement	2	3.2 x 1.8	5.76
Sugar C	3	3.2 x 1.8	5.76
Tar	3	3.2 x 1.8	5.76
Cotton	4	3.2 x 1.6	5.12
Lightning White	4	3.2 x 1.6	5.12
Lifestone Travertine	4	3.2 x 1.6	5.12
Lifestone Calacatta	5	3.2 x 1.6	5.12
Lifestone Nero		DISCONTINUED	
Screed		DISCONTINUED	
Alto Cloud	6	3.2 x 1.6	5.12

ACCESSORIES

Underslung Polished cut out

Double Underslung Polished Cut Out (no Middle strip)

Butler Sink Cut Out

Grooves Each

Draining Boards each

S/BACKS (100mm or less) (l/m)

S/BACKS (100mm or more)(l/m) (150mm max)

K/PLATES/ (l/m) (150mm max)

Cladding = material costs

Mitre Edging = material costs - plus (p/lm)

Special Edge Profile p/lm

POLISHING OF CHOPPING BOARDS

POWERDOCK, TAP AND BASIN NOT ON SITE – Additional costs



LIFESTONE
QUARTZ SURFACE



INTRODUCTION

Welcome to LifeStone and thank you for choosing this great product to complete your project with. LifeStone countertops are made of 99.9% solid material, leaving little space for harmful bacteria & other microorganisms to live & develop. They are resistant to heat, cracks, chipping, stains, harmful chemicals, & are not easily stained by common household liquids. Proper care & maintenance is however still recommended to ensure longevity of all LifeStone countertops.

YOUR LIMITED 15 YEAR WARRANTY

1. WARRANTY GUIDELINES

This Warranty constitutes the entire Warranty given to the Purchaser and supersedes all Warranties and representations, whether oral or written, made to the Purchaser. No person other than the duly authorised representatives of LifeStone is authorised to make any Warranty and representation on behalf of LifeStone, and any such representation must be produced in writing, and signed prior to being effectual.

2. LIMITED WARRANTY

- 2.1 LifeStone warrants to the Purchaser that the LifeStone product is free of manufacturing defects, for a period of 15 (fifteen) years, after initial purchase.
- 2.2 LifeStone's liability under this Warranty, is to repair or replace, at LifeStone's sole discretion and option, which decision is final, only in the event if such product's defect relates to a manufacturing defect.

3. TRANSFER OF WARRANTY

- 3.1 In the case of a newly constructed private residence, this Warranty is available to the first owner, who purchased the residence from a Developer, with the product permanently installed therein.
- 3.2 This Warranty may be transferred once from one (1) private owner to a third party, in the event that such purchase of the private residence, falls within the 15 (fifteen) year period.
- 3.3 This Warranty may not be transferrable to any third party thereafter, as stipulated in clause 3.2 herein.

4. WARRANTY EXCLUSIONS:

- 4.1 This Warranty does not cover:
- 4.1.1 Any costs or expenses incurred, or relating to removal and/or re-installation of the product, and/or transportation costs, and/or any other related expenses;
 - 4.1.2 Any outdoor applications;
 - 4.1.3 Any flooring applications;
 - 4.1.4 Any Fireplace installations;
 - 4.1.5 Minor wear and tear such as stains, scratches, burns and water spots;
 - 4.1.6 Damage due to improper transportation, handling or installation of the product purchased;
 - 4.1.7 Damage due to chemical abuse, or excessive heat;
 - 4.1.8 Material that has been altered with, such as honed, leathered, eggshell, brushed, milled or reduced in thickness;
 - 4.1.9 The altering of any factory applied finish;
 - 4.1.10 Damage due to settling of cabinets or structural support issues;
 - 4.1.11 Damage due to vandalism, abuse or acts of nature;
 - 4.1.12 Installation done improper, with the specific reference to the fact that all internal corners must have a radius. Internal corners cut 90° (ninety degrees), will cause a stress point and crack, and will not fall under this Warranty;
 - 4.1.12 Any and all products that have not been paid for in full;
 - 4.1.13 Any use of the material for commercial use, installation in airplanes, caravans, boats or any 4x4 vehicle;
 - 4.1.14 Variation in pattern, colour tone and light reflectance that is natural and normal.
- 4.2 This Warranty applies to interior use and only when the product is:
- 4.2.1 Properly installed;
 - 4.2.2 Maintained in accordance with the guidelines for care and maintenance, which form part of this Warranty;
 - 4.2.3 Used solely for the purpose of counter tops and/or wall cladding;
 - 4.2.4 Permanently installed and has not been moved from the original installation point.
- 4.3. It is encumbered on the Purchaser to ensure that the Purchaser is satisfied with the product prior to installation thereof.

5. PROCEDURAL CONDITIONS:

This Warranty shall only apply to products which were bought under the name of LifeStone, and the original purchase order, VAT invoice, product information on the back of each slab, with specific reference to:

- 5.1 Original Purchaser's name;
- 5.2 Installer's detail;
- 5.3 Date of installation;
- 5.4 Colour; and
- 5.5 Batch number.



WWW.EASYLIFEKITCHENS.CO.ZA